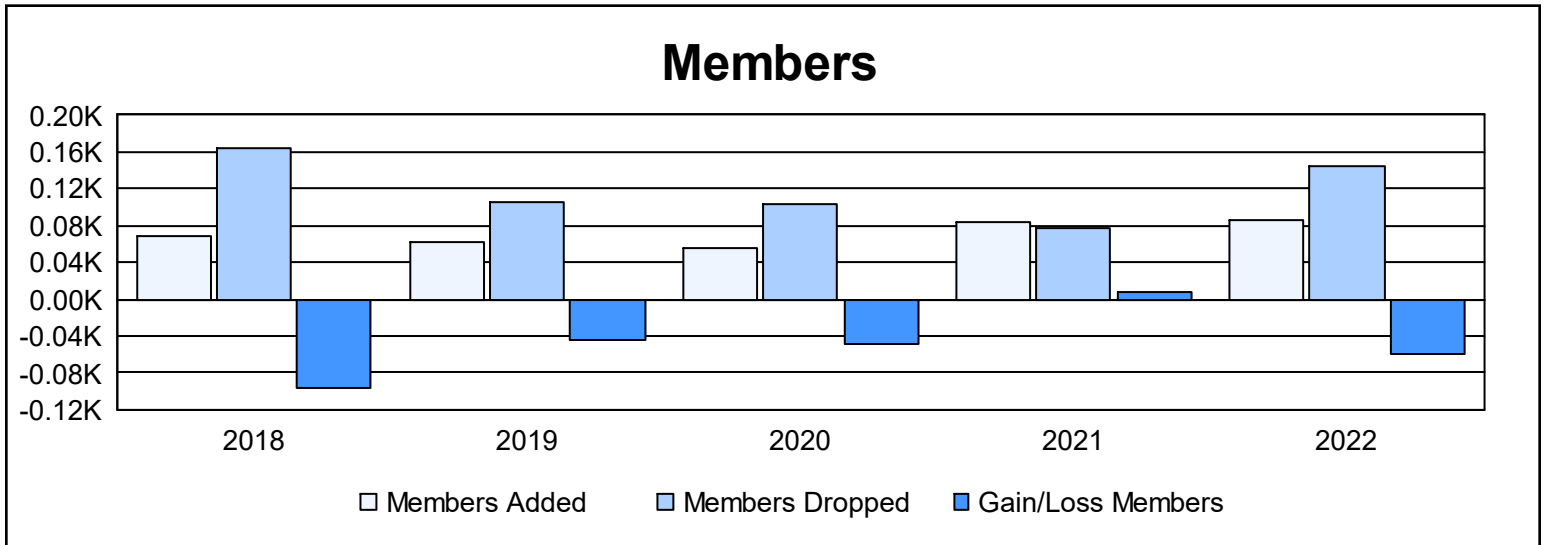
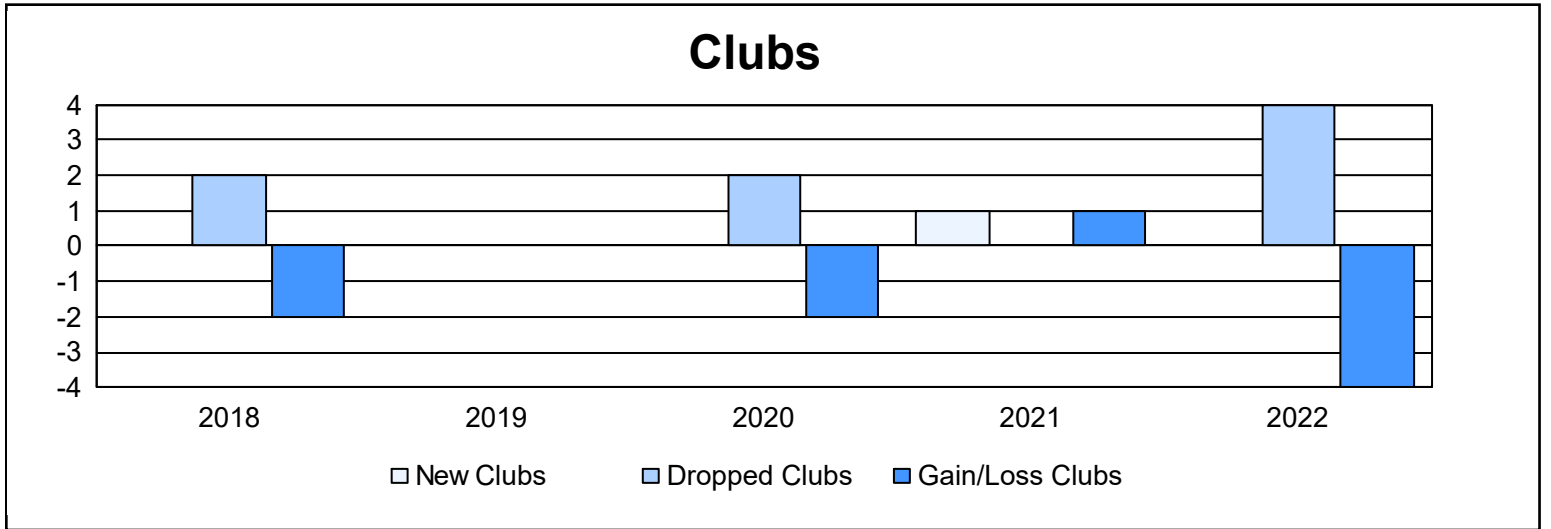
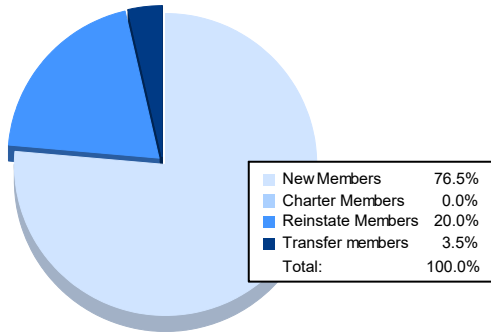


| Year           | New Clubs | Dropped Clubs | Gain/ Loss Clubs | New Members | Charter Members | Reinstate Members | Transfer Members | Total Member Added | Total Members Dropped | Gain/ Loss Members |
|----------------|-----------|---------------|------------------|-------------|-----------------|-------------------|------------------|--------------------|-----------------------|--------------------|
| 2017-2018      | 0         | 2             | -2               | 52          | 1               | 12                | 3                | 68                 | 164                   | -96                |
| 2018-2019      | 0         | 0             | 0                | 49          | 0               | 9                 | 3                | 61                 | 106                   | -45                |
| 2019-2020      | 0         | 2             | -2               | 42          | 0               | 8                 | 5                | 55                 | 103                   | -48                |
| 2020-2021      | 1         | 0             | 1                | 44          | 30              | 7                 | 3                | 84                 | 77                    | 7                  |
| 2021-2022      | 0         | 4             | -4               | 65          | 0               | 17                | 3                | 85                 | 144                   | -59                |
| <b>Average</b> | <b>0</b>  | <b>2</b>      | <b>-1</b>        | <b>50</b>   | <b>6</b>        | <b>11</b>         | <b>3</b>         | <b>71</b>          | <b>119</b>            | <b>-48</b>         |



### Membership Composition June 2022 Cumulative



### Gender Composition June 2022 Cumulative

